



## RACE RAMPS

Lightweight and durable, Race Ramps take the place of boards or heavy steel ramps when loading low slung cars into trailers. Race Ramps will not slide across the garage floor or dig into asphalt.

### Trailer Ramps

Lightweight and durable, specially designed Trailer Ramps allow loading low slung race cars into trailers without damaging noses, oil pans, headers, etc. Just place the trailer door on the recess at the leading edge of the ramps to decrease the angle of approach by as much as 4° and load car. Sold in pairs.

Part No.	Description
RMPRR-TR-4	46" Long x 4" High x 14" Wide, 5.5° Incline
RMPRR-TR-5	67" Long x 5" High x 14" Wide, 4° Incline
RMPRR-TR-6	45" Long x 6" High x 14" Wide, 7.8° Incline
RMPRR-TR-7	74" Long x 7" High x 14" Wide, 5.2° Incline
RMPRR-TR-7-FLP	74" Long x 6.25" High x 14" Wide, 5.6° Incline
RMPRR-TR-8	54.75" Long x 8" High x 16" Wide, 8.4° Incline



### Trak-Jax


Trak-Jax get low slung vehicle high enough to fit a standard floor jack under the vehicle. They weigh just 5 lbs. each. Sold in pairs, Trak-Jax are 30.1" long x 3" high x 12" wide.

Part No.	Description
RMPRR-TJ	Trak-Jax
RMPRR-TJ-S	Trak-Jax, With 1.5" Stop



### Trailer-Mates RMPRR-TM-FRT

Eases tie down of low ground clearance vehicle to trailer by adding 3" of ground clearance. Typically used to allow vehicle door to clear trailer wheel wells. Sold in pairs, Trailer-Mates have a 10.79° incline. 36" Long x 3" High x 14" Wide



### Pro-Stop Parking Guide

These wheel stops, manufactured from recycled semi tires grip to the floor on even the smoothest of surfaces. With pre-drilled holes on the front they can be permanently mounted to the garage or trailer floor. Sold individually or as a set of two or four. Made in USA.

Part No.	Description
RMPRR-PS	Pro-Stop Parking Guide, Each
RMPRR-PS-2	Pro-Stop Parking Guide, 2-Pack
RMPRR-PS-4	Pro-Stop Parking Guide, 4-Pack




### Flatstoppers RMPRR-FS

Helps keep tires from flat spotting during long periods of storage. Flatstoppers won't conduct heat or cold to tires despite floor temperature changes and won't damage floor. Sold as four piece set, 22.3" L x 3.5" H x 14" W.



### Supercar FlatStoppers® RMPRR-FS-16-SC

Designed to accommodate tires up to 14" wide and 30" diameter, FlatStoppers® will preserve tire shape when storing a vehicle for thirty days or more. Once the tires are set in FlatStoppers® on a level surface, they settle into the pad's concave depression, which evenly disperses the weight of the car across the tires and prevents flat spots. Sold in sets of four. Made in USA.



### 67" XT's Race Ramp

Ramps are ideal for low ground clearance vehicles with up to 12" wide tires. Ramps hold up to 3,000 lbs. per set and have a 10.75° incline. 67" L x 10" H x 14" W. Two-piece ramp sets allow front side of ramps to be removed, allowing easier under car access. Sold in pairs.

Part No.	Description
RMPRR-XT	1-Piece Set
RMPRR-XT-2	2-Piece Set



### 67" XT HD Race Ramps RMPRR-XT-2-HD

These 67" extra tall ramps give an additional 2" of lift and width. With a total weight capacity of 10,000 lbs. and 10.8 degree incline they work exceptionally well for Corvettes and other low-to the ground sports cars with up to 12" wide tires. Constructed with a high-density expanded polystyrene that is coated with a hybrid polyuria these ramps are extremely lightweight, yet strong and durable. Two piece design, sold in pairs. Made in USA.



### Roll-Ups RMPRR-RU

Designed to be used with 56" or 67" Race Ramps or 40" Sport Ramps. They raise the opposite end of vehicle up 4" for oil changes or even allow use of a standard floor jack. 32.75" L x 4" H x 14" W with 10.79° incline. Sold in pairs.



### 56" Race Ramps

Ramps are ideal for low ground clearance vehicles with up to 10" wide tires and lift car up to 8". Ramps hold up to 3,000 lbs. per set and have a 10.75° incline. 56" L x 8" H x 12" W. Two-piece ramp sets allow front side of ramps to be removed, allowing easier under vehicle access. Sold in pairs.

Part No.	Description
RMPRR-56	1-Piece Set
RMPRR-56-2	2-Piece Set



### 40" Sport Ramps RMPRR-40


Sport Ramps are for trucks that don't have 12" wide tires or low front ends, but still can benefit from other Race Ramp features. Ramps have 16° incline, accommodate up to 8" wide tires and raise car up to 7", while holding 3,000 lbs per set. 40" L x 7" H x 10" W. Sold in pairs.



### Xtenders

Attaches to 56" or 67" Race Ramps, giving an approach angle of only 6.8° for low ground clearance vehicles. Sold in pairs

Part No.	Description
RMPRR-EX-12	56", 45" L x 12" W
RMPRR-EX-14	67", 45" L x 14" W



### Wheel Cribs

Wheel Cribs are a safe, lightweight alternative to jack stands. Each Crib supports 1,500 lbs. and accommodate 12" wide tires. Available in 8", 10" or 12" high versions. Cribs allow vehicle to be level for oil changes or while displaying. Sold in pairs

Part No.	Description
RMPRR-WC-8	15" L x 8" H x 12" W
RMPRR-WC-10	15" L x 10" H x 12" W
RMPRR-WC-12	15.75" L x 12" H x 12" W



### 24" Trailer Step RMPRR-TR-SP-24

Can be used as a free standing step with non-slip coating on all sides. Includes strap for easy carrying and also fits in the step well of the trailer. 24" L x 11" H x 16" W. Sold individually.



### Show Rocks RMPRR-ROCK-6-FS

This 6" high fieldstone gray textured imitation rock is extremely lightweight, weighing only 25 lbs., yet able to support 2500 lbs. The rock is strong, durable and will not scratch or damage any floor surface. Made in USA.

