



55 Series Installation

Auto racing remains a very dangerous sport regardless of any protective devices you may use. Please read the instructions very carefully and if you

have any questions please contact Kirkey Racing Fabrication Inc. 1-800-363-4885.

FAILURE TO COMPLY WITH THESE INSTRUCTIONS MAY CAUSE SERIOUS INJURY OR DEATH.

SEAT ASSEMBLY MOUNTING INSTRUCTIONS

This seat is to be mounted using the following instructions.

For the bottom of the seat, we recommend that you use Kirkey lower side mounts (part# 99214, see image #1).

If mounting seat direct to roll cage use no less than four (4) 5/16" (8mm) bolts directly through the bottom of seat to the frame or roll cage. (Spread bolts out as far as possible to distribute the load). NEVER mount to sheet metal.

For the back of the seat, we recommend using Kirkey rear seat mount (part# 99212, see image #2).

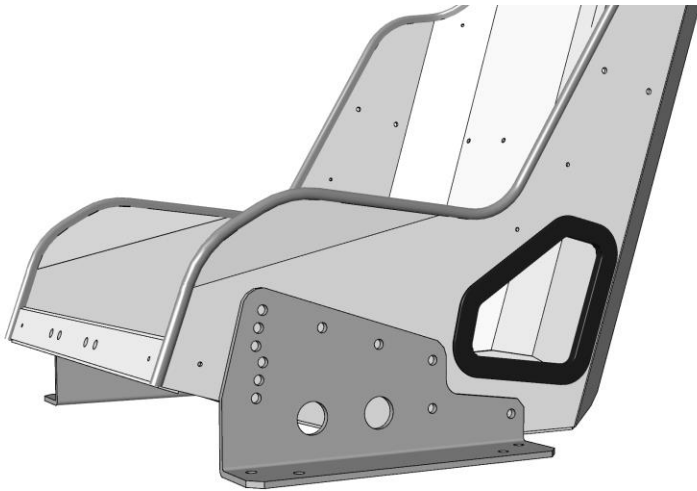
If mounting seat direct to roll cage use no less than two (2) 5/16" (8mm) bolts through the back of the seat (below the shoulder belt openings) to the roll cage. NEVER mount to sheet metal.

If you are not qualified to perform such fabrication have the installation done by an expert familiar with the requirements of such installation.

We DO NOT recommend the use of stock sliders and adjusters.

Be sure to check with your sanctioning body and/or track for their rules and regulations on seat mounting. Not intended for highway or airplane use.

Image #1



Kirkey Racing Fabrication
Part # 99214
Weight: 1.95 lbs (pair)

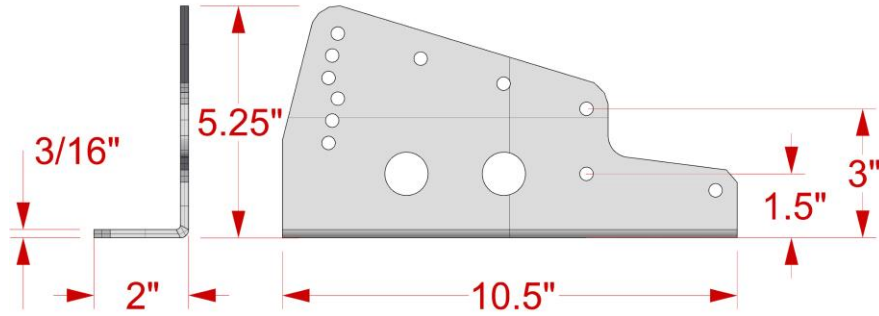
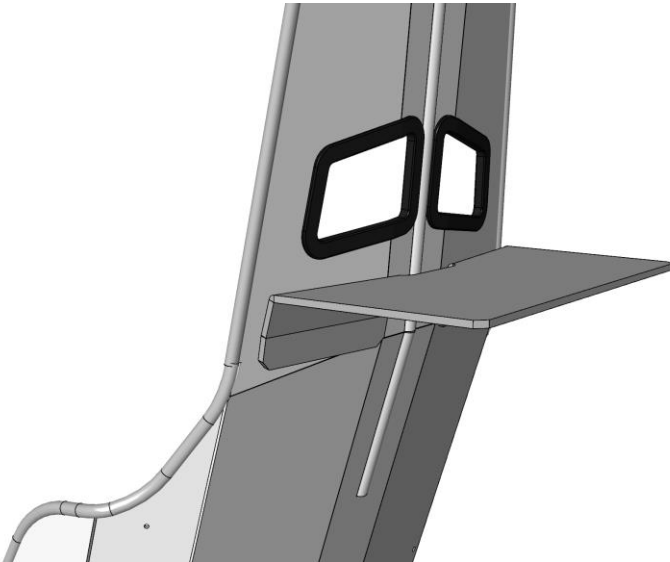
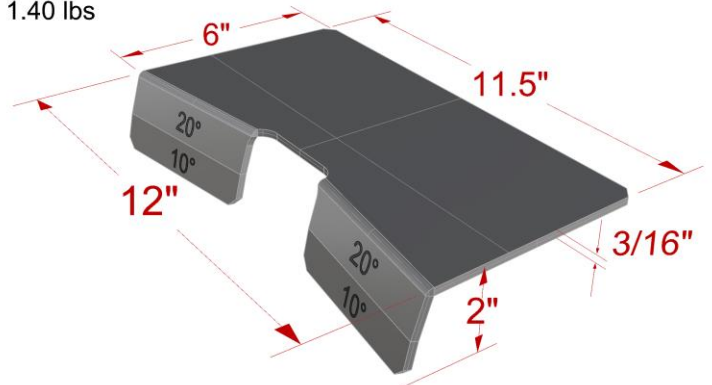


Image #2



Kirkey Racing Fabrication
Part # 99212
Weight: 1.40 lbs



For more information please contact us
www.kirkeyracing.com kirkey@kirkeyracing.com
1-800-363-4885 (voice) 1-800-829-7072 (fax)